



Individual Teaching Assistant Report Fall 2022 for ECO 387C - MACROECONOMICS I (34815) (Raymond He)

Project Title: **Instructor Course Evaluations Fall 2022**

Courses Audience: **19**
Responses Received: **8**
Response Ratio: **42.1%**

Report Comments

Results were produced during the Fall 2022 implementation of new course evaluation questions and systems. Courses with final exams conducted on December 8th, 2022, may have overlapped with the evaluation window.

Guide to the Interpretation of Course Evaluations at UT Austin

The goal of course evaluation process at UT Austin is to drive teaching excellence and to support continuous improvement in teaching and learning experiences. The two sets of scales used for core evaluation questions and the associated weights are:

Strongly Agree (5)
Agree (4)
Neutral (3)
Disagree (2)
Strongly Disagree (1)

Excellent (5)
Very Good (4)
Satisfactory (3)
Unsatisfactory (2)
Very Unsatisfactory (1)

The Mean is calculated by adding all of the weights for a single question and dividing by the number of respondents. The course workload question is not averaged.

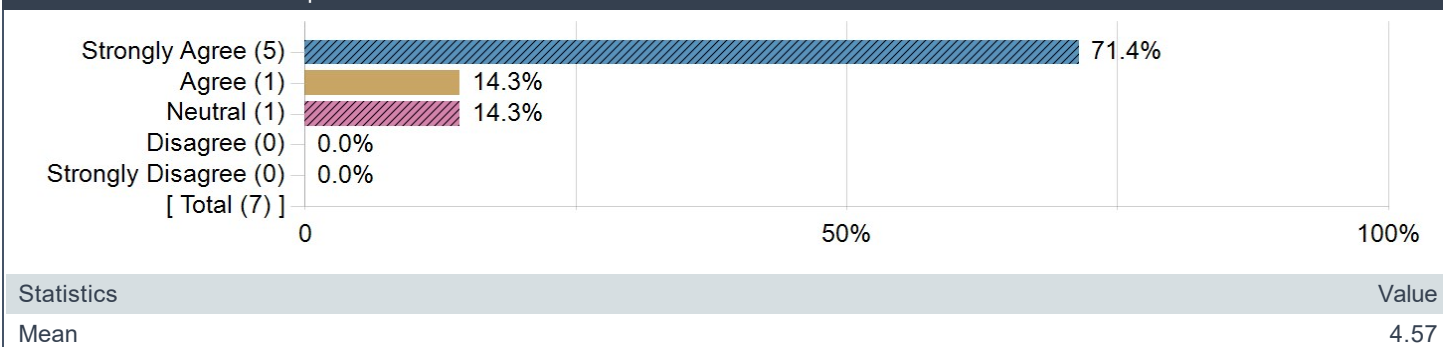
The number of students (e.g. Respondents) marking each option is reported for each of the items. These frequency distributions provide information about the level of student ratings and the spread and shape of the class distribution of responses. The distributions thus provide a picture of student perception of a course.

Course evaluations provide snapshots of student perspectives on their course-level learning experiences. Most experts on teaching evaluation advise that no one method gives the complete picture of an instructor's teaching effectiveness; multiple and diverse measures, on multiple occasions, are advised to give a full picture of the teaching effectiveness of a particular instructor. Moreover, other factors, such as size of class, level of the class, and content of the course, can cause small variations in the ratings. Therefore, student perspectives for a particular instructor or course should be interpreted as a snapshot, and as providing complete information on the teaching effectiveness of that instructor.

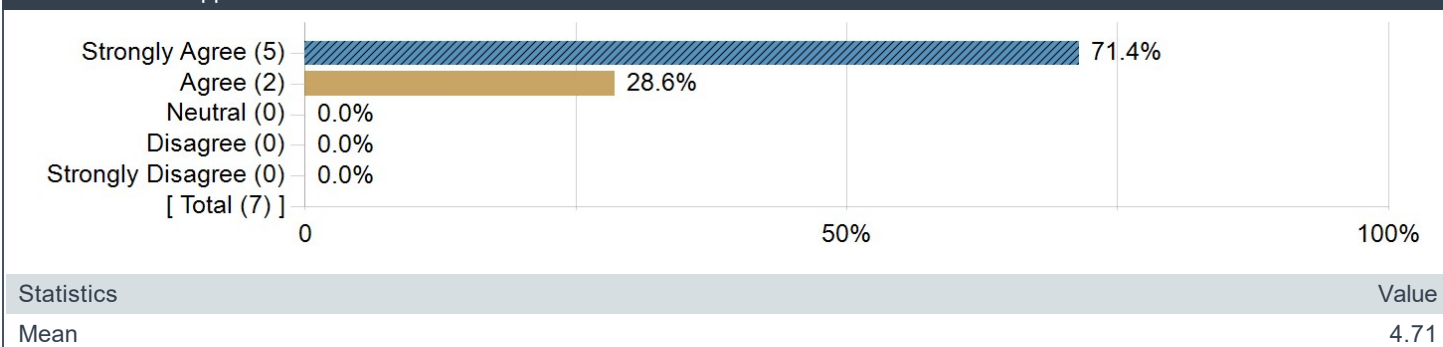
Creation Date: **Friday, January 6, 2023**

Teaching Assistant Questions

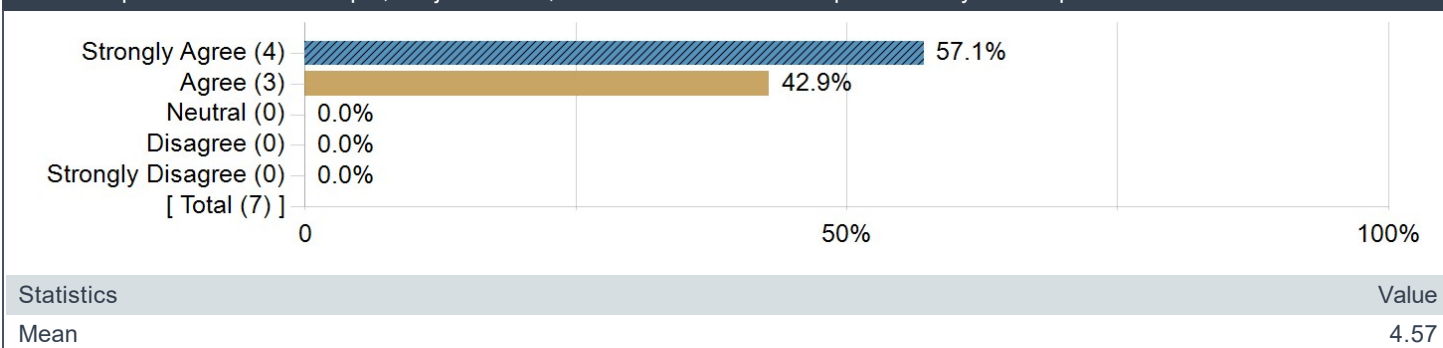
The TA was available to help me as needed.



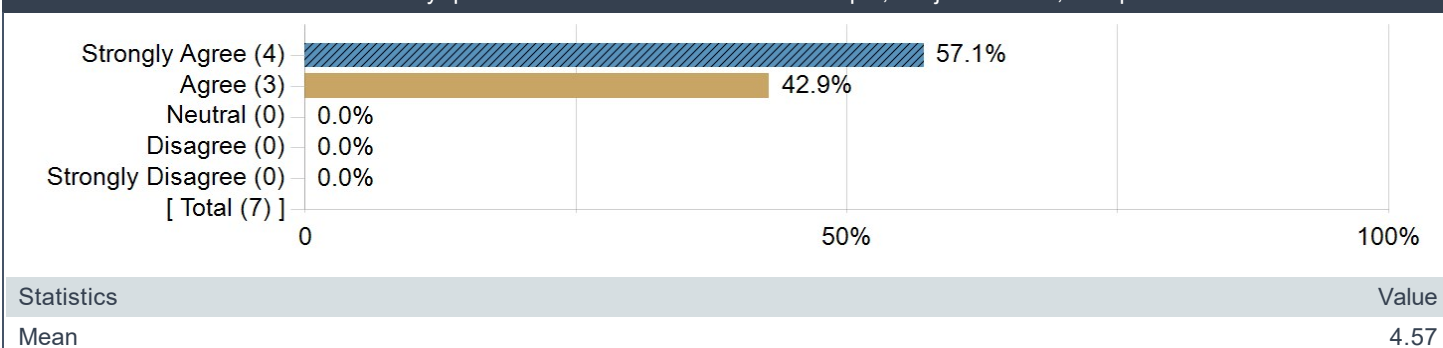
I felt the TA was approachable.



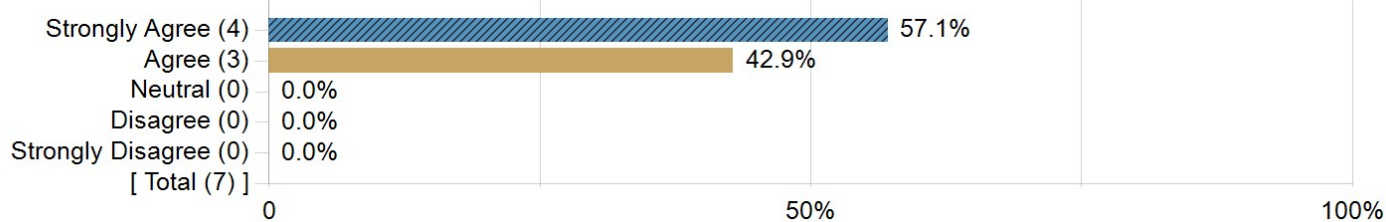
The TA explained course concepts, subject matter, or other course-related topics in a way that helped me learn.



The TA was able to address most of my questions related to the course concepts, subject -matter, or topics.



The TA communicated course content and subject matter with accuracy.



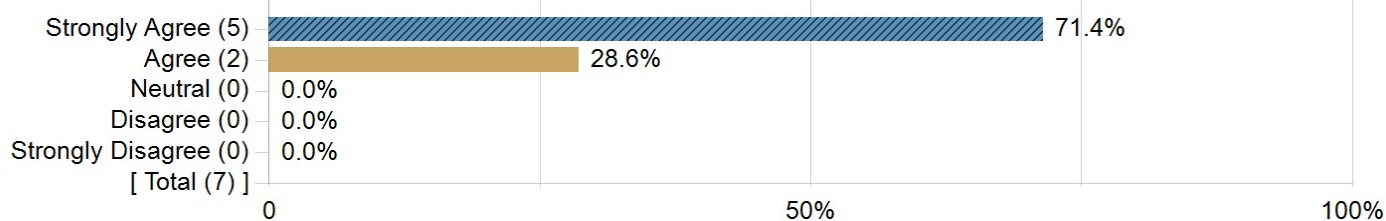
Statistics

Value

Mean

4.57

The TA communicated course expectations and instructions clearly.



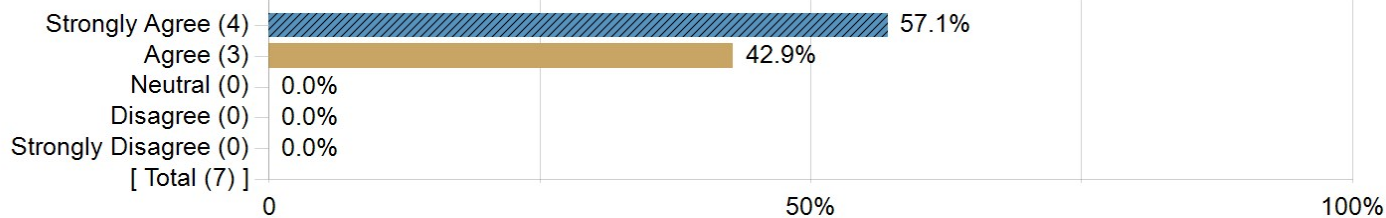
Statistics

Value

Mean

4.71

The TA appeared engaged throughout the course experience.



Statistics

Value

Mean

4.57

Comment Questions

Identify aspects of your interactions with your teaching assistant that were most effective in helping your learning.

Comments

I just want to say thank you for your help and guidance throughout the semester. Wishing you all the best for your future endeavors!

Raymond was an excellent TA. His review sessions were always thorough and helpful. It was clear he invested time and effort into preparing material for us, and took great care to make sure it was relevant and responsive to our particular needs. He also would add in helpful general advice about the program, comps etc that was always appreciated. He was also very patient during office hours when I needed help understanding problem sets.

Sharing code to help with the homework

Raymond was incredibly helpful in TA review sessions, and also was good at giving feedback after assignments.

What is one thing the teaching assistant could do differently to help improve future students' learning in this course?

Comments
NA
Improve hand writing and share code in both matlab and julia